

# DYNAMIS

## LEAD-LINE 26-12 G5

Rechargeable Sealed Lead-Acid Battery



### Specification

**Nominal Voltage (V)** 12V

#### Nominal Capacity

20 hour rate ( 1,3A to 10,50V)	26Ah
10 hour rate ( 2,6A to 10,50V)	26Ah
5 hour rate ( 4,42A to 10,20V)	22,1Ah
1C ( 26A to 9,60V)	11,7Ah
3C ( 78A to 9,60V)	9,36Ah

**Weight** approx. 9,3 kg

**Internal Resistance (at 1kHz)** 8 mΩ

**Maximum Discharge Current for 30 seconds:** 520A

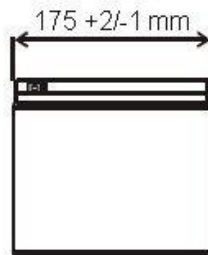
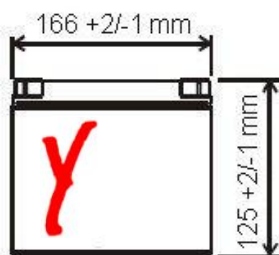
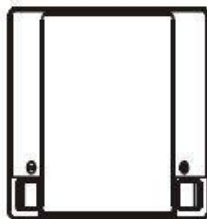
**Maximum Discharge Current for 5 seconds:** 1040A

#### Operating Temperature Range

Charge	-5°C to 40°C
Discharge	-15°C to 50°C
Storage	-15°C to 40°C

#### Charge Retention (shelf life) at 20°C

1 month	92%
3 month	90%
6 month	80%



G104059

### Charging Methods at 25°C

#### Cycle use:

Charging Voltage 14,4 to 15,0V  
Maximum Charging Current: 7,8A

#### Standby use:

Float Charging Voltage 13,50 to 13,80V

### Life expectancy:

#### Cycle Use:

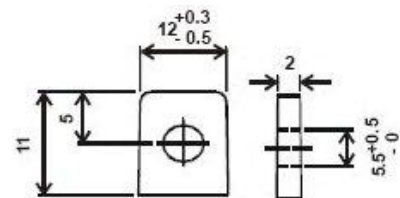
100% depth of discharge 200 cycles  
80% depth of discharge 225 cycles  
50% depth of discharge 500 cycles

#### Standby Use: 3 ~ 5 years

### Case Material: ABS

(Option: 94-HB & 94V-0 flame retardant case)

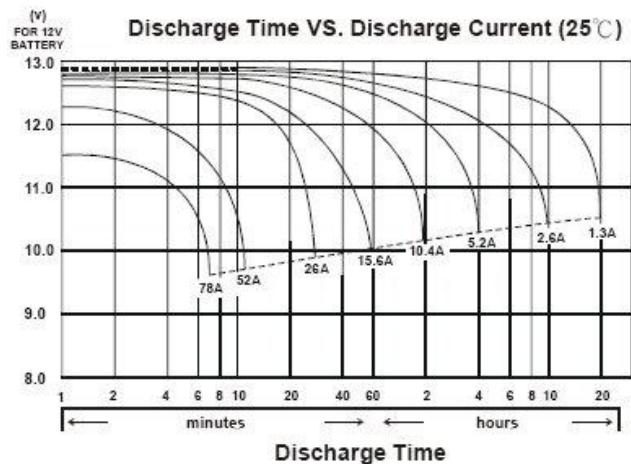
### Terminal Type: G5



G-pole

Order no. 60.05022

Certified according to UL.



### PERFORMANCE DATA Discharge Rates in Watts to Various End Voltages at 25°C

Time \ End Voltage	11.40V	11.10V	10.80V	10.50V	10.20V	9.90V	9.60V
1 min	1171	1324	1531	1654	1824	1972	2048
2 min	1116	1260	1419	1527	1647	1744	1798
3 min	1037	1167	1296	1390	1481	1552	1594
5 min	900	1008	1103	1175	1235	1279	1307
7 min	796	888	963	1020	1064	1094	1114
10 min	681	756	813	856	886	904	918
15 min	552	609	650	678	696	706	715
20 min	466	512	543	563	575	581	586
30 min	357	388	410	420	427	429	431
60 min	209	223	234	235	237	237	237
90 min	158	171	177	180	182	182	183
120 min	127	136	141	143	144	144	145
180 min	91.9	98.1	101	102	103	103	103
240 min	72.8	77.3	79.5	80.4	80.9	80.9	81.2
300 min	60.5	64.0	65.7	66.4	66.9	66.9	67.1
360 min	51.9	54.7	56.2	56.8	57.2	57.1	57.3
480 min	40.5	42.5	43.6	44.1	44.5	44.5	44.6
600 min	33.4	34.8	35.8	36.2	36.5	36.5	36.6
1200 min	17.8	18.4	18.9	19.3	19.4	19.5	19.5

### Discharge Rates in Amperes to Various End Voltages at 25°C

End Voltage \ Time	11.40V	11.10V	10.80V	10.50V	10.20V	9.90V	9.60V
1 min	108	130	154	176	205	227	255
2 min	97.9	115	133	148	165	177	191
3 min	89.1	103	117	129	140	149	157
5 min	75.9	86.7	96.5	104	111	116	120
10 min	66.7	75.4	83.0	88.8	93.2	96.3	98.7
15 min	56.9	63.7	69.3	73.4	76.1	78.0	79.3
20 min	46.2	51.2	55.0	57.6	59.2	60.2	60.7
25 min	39.2	43.1	46.0	47.8	48.8	49.4	49.7
30 min	30.3	33.1	34.8	35.8	36.4	36.7	36.9
45 min	18.3	19.7	20.4	20.6	21.0	21.1	21.2
60 min	13.4	14.4	14.9	15.0	15.0	15.2	15.2
90 min	10.6	11.4	11.8	11.8	11.8	12.0	11.9
120 min	7.47	8.09	8.35	8.39	8.41	8.50	8.47
180 min	5.77	6.28	6.50	6.54	6.56	6.63	6.61
240 min	4.69	5.14	5.32	5.37	5.39	5.45	5.43
300 min	3.95	4.34	4.51	4.56	4.58	4.64	4.62
480 min	2.98	3.31	3.46	3.50	3.53	3.58	3.57
600 min	2.38	2.67	2.80	2.85	2.88	2.92	2.91
1200 min	1.14	1.32	1.42	1.45	1.50	1.52	1.52

